
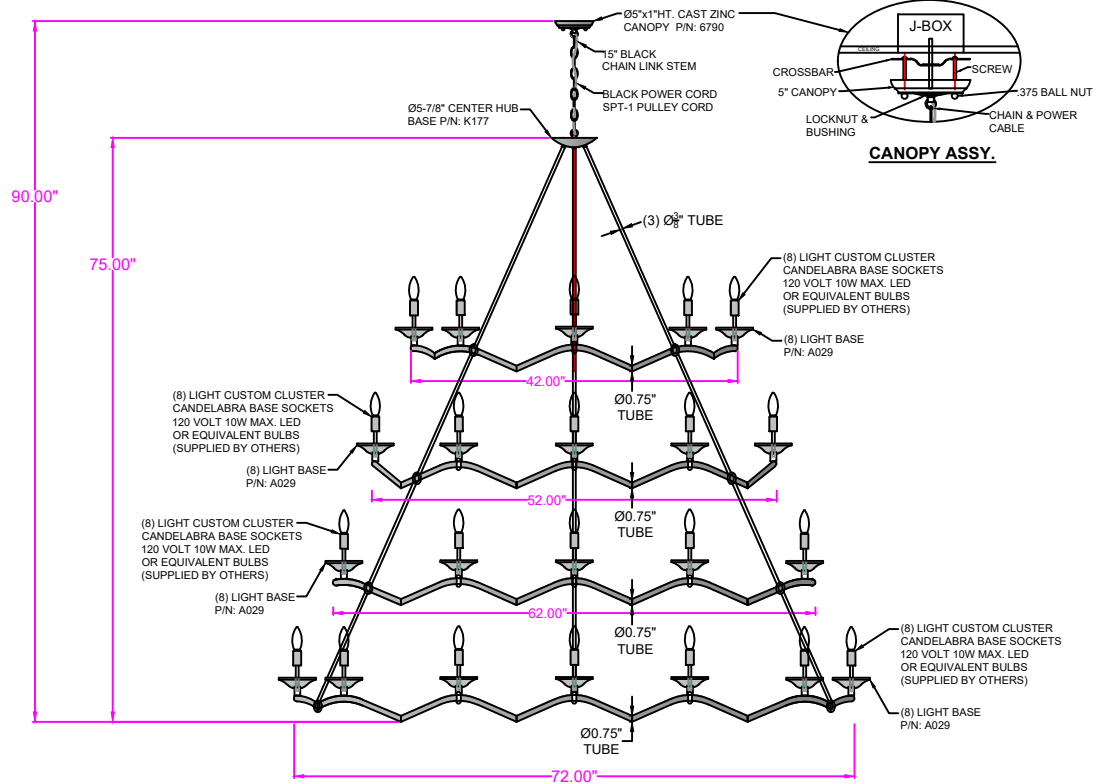


LITE  **TOPS**

 **MADE IN AMERICA**

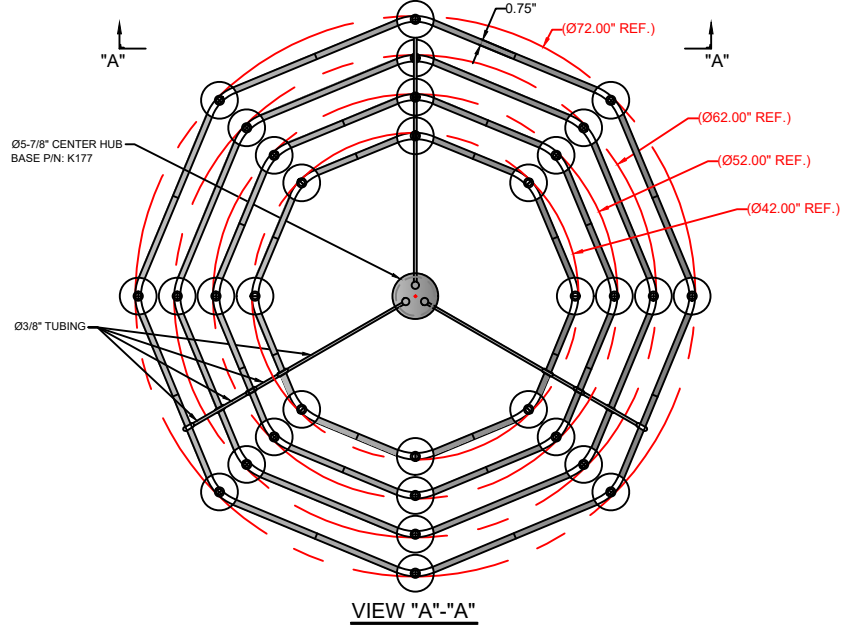
Berkshire Country Club





NOTES:

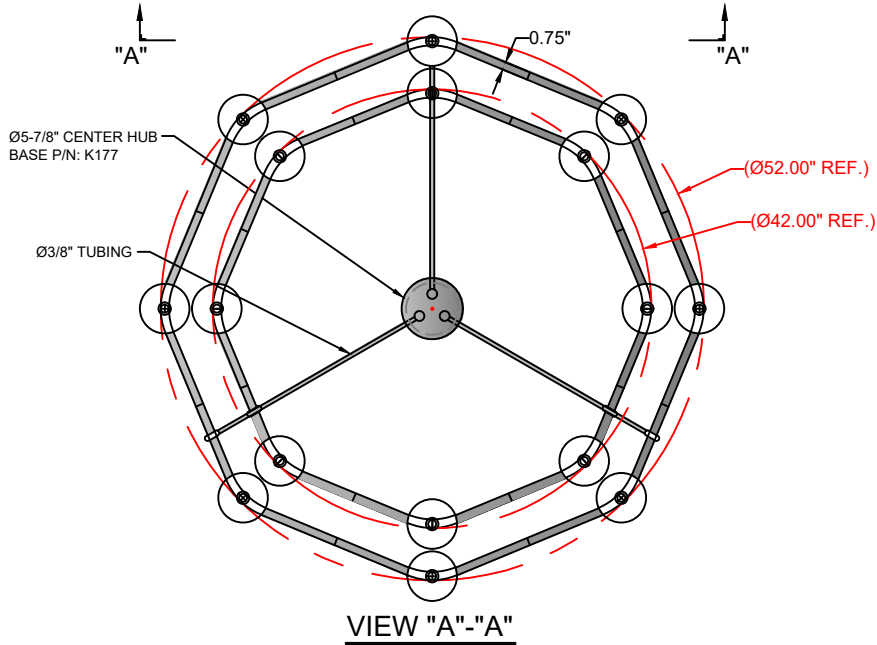
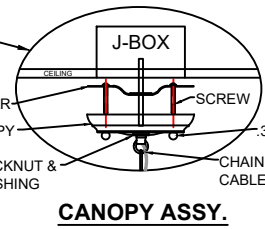
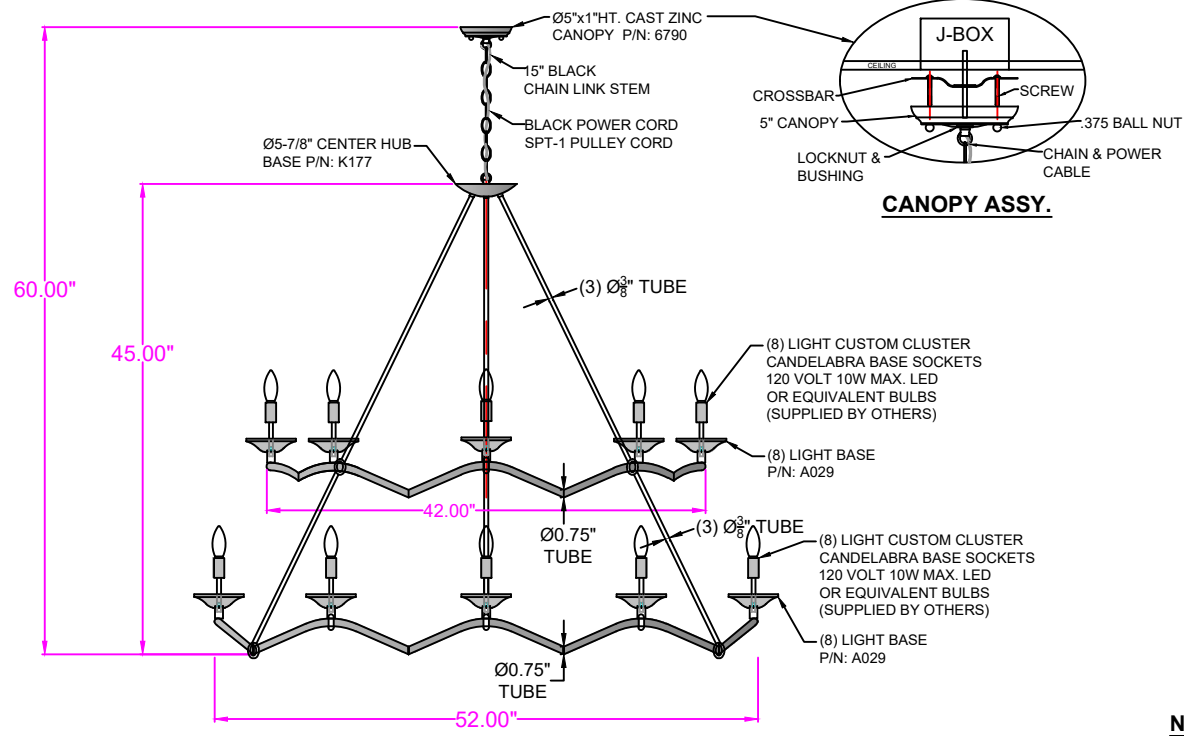
- 1 LITETOP RESERVES THE RIGHTS TO MAKE MINOR CHANGES TO THIS DRAWING AS REQUIRED BY PRODUCTION CONSTRAINTS.



1233 WEST ST. GEORGES AVE.
LINDEN, NJ 07036
908-925-7500 FAX: 908-925-9240

CUSTOMER: LIZ @ CHAMBERS USA				
JOB NAME: 4 TIER FIXTURE				
SHADE: 72" DIA. x 75"H x 90.00" OAH				
FABRIC:				
FINISH: BRZ PC & BLACK				
REF: 4 TIER FIXTURE				
PO: 12865				
UNITS: 1				
DRAWN: BP		72"W & 32-LIGHT 4 TIER CUSTOM FIXTURE		
DATE: 1/29/2024				
CHECK: PC				
APPR. PC				
ISSUED:		SIZE A	DWG NO. 4700	REV 0
REV. DATE:		SCALE -	SHEET: 10F1	

THE INFORMATION CONTAINED IN THIS DRAWING IS THE SOLE PROPERTY OF CUTTING EDGE INDUSTRIES. ANY REPRODUCTION IN PART OR WHOLE WITHOUT THE WRITTEN PERMISSION OF CUTTING EDGE INDUSTRIES WILL BE SUBJECT TO LEGAL PROSECUTION.



NOTES:

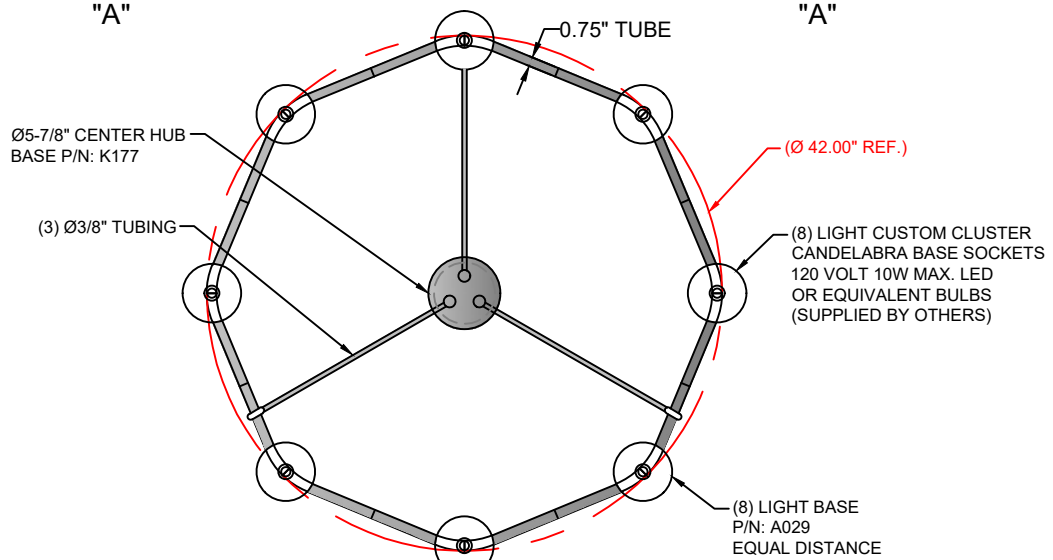
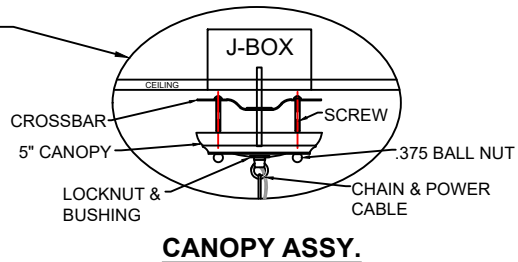
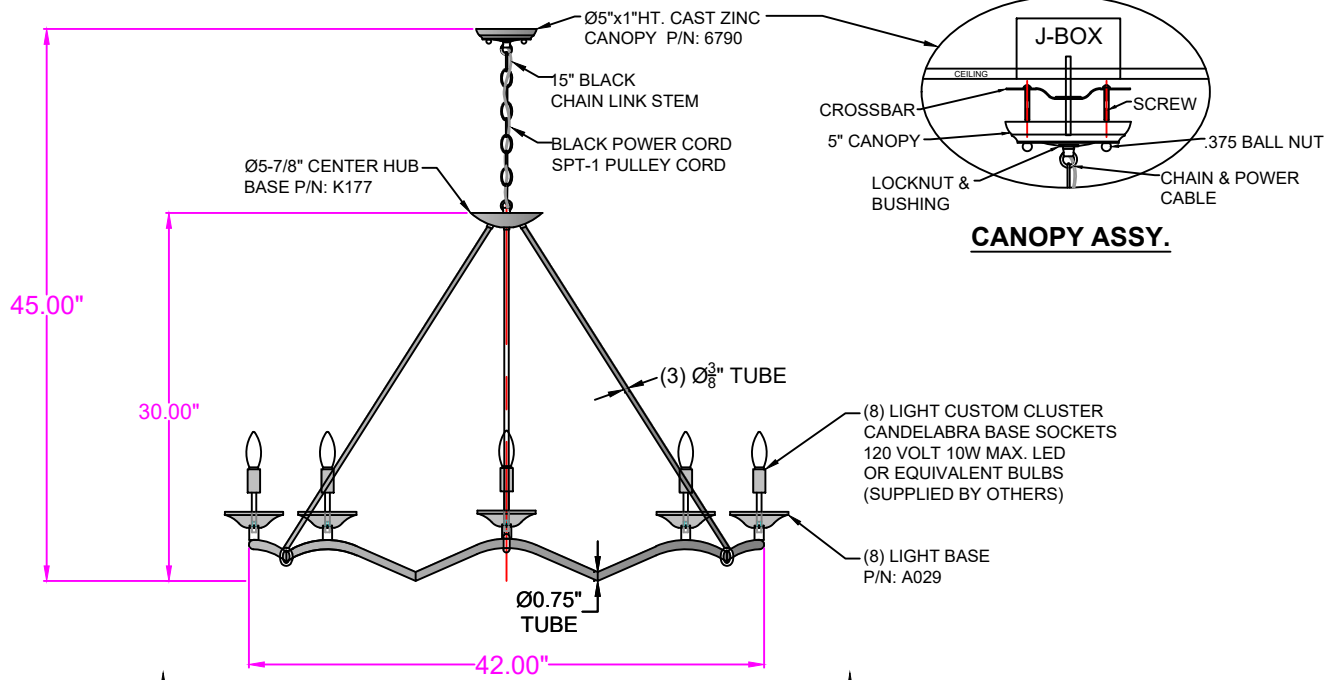
- 1 LITETOP RESERVES THE RIGHTS TO MAKE MINOR CHANGES TO THIS DRAWING AS REQUIRED BY PRODUCTION CONSTRAINTS.



1233 WEST ST. GEORGES AVE.
 LINDEN, NJ 07036
 908-925-7500 FAX: 908-925-9240

CUSTOMER: LIZ @ CHAMBERS USA			
JOB NAME: 2 TIER FIXTURE			
SHADE: 52"DIA. x 45"H x 60.00" OAH			
FABRIC:			
FINISH: BRZ PC & BLACK			
REF: 2 TIER FIXTURE			
PO: 12865			
UNITS: 4			
DRAWN: BP		52"W & 16-LIGHT 2 TIER CUSTOM FIXTURE	
DATE: 1/29/2024			
CHECK: PC			
APPR. PC			
ISSUED:			
SIZE: A	DWG NO: 4699	REV: 0	
REV. DATE:	SCALE: -	SHEET: 10F1	

THE INFORMATION CONTAINED IN THIS DRAWING IS THE SOLE PROPERTY OF CUTTING EDGE INDUSTRIES. ANY REPRODUCTION IN PART OR WHOLE WITHOUT THE WRITTEN PERMISSION OF CUTTING EDGE INDUSTRIES WILL BE SUBJECT TO LEGAL PROSECUTION.



VIEW "A"-"A"

NOTES:

- 1 LITETOP RESERVES THE RIGHTS TO MAKE MINOR CHANGES TO THIS DRAWING AS REQUIRED BY PRODUCTION CONSTRAINTS.



1233 WEST ST. GEORGES AVE. LINDEN, NJ 07036 908-925-7500 FAX: 908-925-9240		
CUSTOMER: LIZ @ CHAMBERS USA JOB NAME: 1 TIER FIXTURE SHADE: 42"DIA. x 30"H x 45.00" OAH FABRIC: FINISH: BRZ PC & BLACK REF: 1 TIER FIXTURE PO: 12865 UNITS: 4		
DRAWN: BP DATE: 1/29/2024 CHECK: PC APPR. PC ISSUED: REV. DATE:	SIZE A SCALE -	DWG NO 4698 SHEET: 10F1
42"W & 8-LIGHT 1 TIER CUSTOM FIXTURE		

THE INFORMATION CONTAINED IN THIS DRAWING IS THE SOLE PROPERTY OF CUTTING EDGE INDUSTRIES. ANY REPRODUCTION IN PART OR WHOLE WITHOUT THE WRITTEN PERMISSION OF CUTTING EDGE INDUSTRIES WILL BE SUBJECT TO LEGAL PROSECUTION.

joe kraus lighting 

301-537-5808

joe@joekrauslighting.com

www.joekrauslighting.com